




TYPE 815 EIP IWRC: EIGHT-PART BRAIDED SLING



	Rope Dia. (")	Sling Dia. (")	Rated Capacity (Tons)			Eye Dimensions (")		Slip Thru Thimble	Heavy Thimble
			Vertical	Choker Hitch	Basket Hitch	Width	Length		
								ST	HT
6x19 or 6x36 EIP	1/4	1-1/8	3.8	3.3	7.6	5	10	ST 20	7/8
	5/16	1-3/8	5.9	5.2	12	6	12	ST 24	1
	3/8	1-11/16	8.5	7.4	17	7	14	ST 36	1-1/8
	7/16	2	11	10	23	8	16	ST 36	1-1/4
	1/2	2-1/4	15	13	30	9	18	ST 36	1-1/2
	9/16	2-1/2	19	16	38	10	20	ST 44	1-3/4
	5/8	2-13/16	23	20	46	11	22	ST 52	2
	3/4	3-3/8	33	29	66	12	24	ST 60	2-1/4
	7/8	4	45	39	89	14	28	ST 68	2-1/2
	1	4-1/2	58	51	116	16	32	ST 80	2-1/2
6x36 EIP	1-1/8	5-1/16	72	64	146	18	36		
	1-1/4	5-5/8	89	78	179	20	40		
	1-3/8	6-3/16	108	94	215	22	44		
	1-1/2	6-3/4	128	112	255	24	48		
	1-3/4	7-7/8	171	150	343	28	56		
	2	9	222	194	444	32	64		

Rated Capacities Basket Hitch based on D/d ratio of 25 times the component rope diameter.

Rated Capacities based on pin diameter no larger than natural eye width or less than the nominal sling diameter.

Rated Capacities based on design factor of 5.

Horizontal sling angles less than 30° shall not be used.