




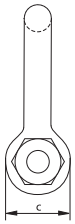
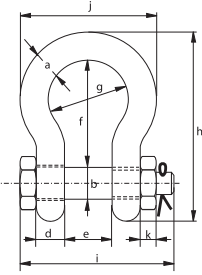
Green Pin® Bow Shackle BN

Standard bow shackle with safety bolt



- **Material:** bow and pin high tensile steel, grade 60, quenched and tempered
- **Safety factor:** MBL equals 6 x WLL
- **Standard:** ISO 2415, EN 13889 and meets performance requirements of US Fed. Spec. RR-C-271 Type IVA Class 3, grade A, from 2 t and upward these shackles comply with ASME B30.26
- **Finish:** hot dipped galvanized
- **Temperature range:** -40 °F up to +392 °F
- **Certification:** 2.1 2.2 3.1 MTC^a DNV 2.7-1^a * DNV 2.7-1^b * DNV 0378 CE IIA ABS PDA ABS MA
- **Article code:** scan QR code to see article codes

G-4163



working load limit	diameter bow	diameter pin	diameter eye	width eye	width inside	length inside	width bow	length	length bolt	width	thickness nut	weight each
metric t	a inch	b inch	c inch	d inch	e inch	f inch	g inch	h inch	i inch	j inch	k inch	lbs
0.5	1/4	5/16	5/8	9/32	15/32	1 5/32	25/32	1 7/8	1 21/32	1 11/32	5/32	0.13
0.75	5/16	3/8	25/32	11/32	17/32	1 1/4	7/8	2 7/32	1 31/32	1 9/16	3/16	0.24
1	3/8	7/16	29/32	13/32	21/32	1 15/32	1 1/2	2 17/32	2 3/8	1 13/16	5/16	0.35
1.5	7/16	1/2	31/32	7/16	3/4	1 11/16	1 5/32	2 7/8	2 5/8	2	7/16	0.49
2	1/2	5/8	1 11/32	1/2	7/8	2	1 1/4	3 17/32	3 5/32	2 5/16	1/2	0.93
3.25	5/8	3/4	1 9/16	5/8	1 1/16	2 17/32	1 11/16	4 11/32	3 27/32	2 15/16	21/32	1.63
4.75	3/4	7/8	1 13/16	3/4	1 7/32	3	2	5 3/32	4 17/32	3 1/2	3/4	2.60
6.5	7/8	1	2 1/16	7/8	1 13/32	3 9/32	2 9/32	5 21/32	5 1/8	4 1/32	7/8	3.90
8.5	1	1 1/8	2 5/16	31/32	1 11/16	3 3/4	2 11/16	6 15/32	5 29/32	4 21/32	31/32	5.69
9.5	1 1/8	1 1/4	2 5/8	1 3/32	1 27/32	4 1/4	2 15/16	7 5/16	6 17/32	5 5/32	1 1/16	8.07
12	1 1/4	1 3/8	2 7/8	1 1/4	2	4 17/32	3 9/32	7 29/32	7 1/4	5 25/32	1 5/16	10.82
13.5	1 3/8	1 1/2	3 1/8	1 3/8	2 1/4	5 1/4	3 5/8	8 15/16	7 3/4	6 3/8	1 5/16	14.42
17	1 1/2	1 5/8	3 15/32	1 1/2	2 3/8	5 3/4	3 29/32	9 13/16	7 15/16	6 7/8	3/4	18.06
25	1 3/4	2	4 3/32	1 25/32	2 29/32	7	4 31/32	11 13/16	9 9/16	8 1/2	29/32	30.9
35	2	2 1/4	4 13/32	1 31/32	3 9/32	7 3/4	5 7/16	13 13/16	10 19/32	9 3/8	1 1/32	41.4
42.5	2 1/4	2 9/16	5 3/16	2 1/4	3 3/4	8 3/4	6 5/16	14 7/8	11 27/32	10 25/32	1 5/32	62
55	2 1/2	2 3/4	5 23/32	2 9/16	4 1/8	10 1/4	7 3/32	17 1/16	12 15/16	12 7/32	1 1/4	87
85	3	3 1/4	6 9/16	2 15/16	5	13	7 15/32	20 7/8	15	13 3/8	1 17/32	137

CAD RFID INFO



* For shackles ≥ WLL 2 t