




## TRIPLE LEG WITH MASTER LINK AND SLING HOOK




Chain Size		Double Sling		
MM	IN			
		60°	45°	30°
7	9/32	11,200	9,100	5,400
8	5/16	14,800	12,100	7,500
10	3/8	22,900	18,700	13,200
13	1/2	32,000	31,800	22,500
16	5/8	58,700	47,900	33,900
20	3/4	91,700	74,900	53,000
22	7/8	110,900	90,600	64,000



Listed Working Load Limits apply only to normal conditions of use in straight configurations with equally loaded legs. For endless slings, WLL's of 75% of above-listed WLL's for the corresponding double leg sling are recommended.



## QUADRUPLE LEG WITH MASTER LINK AND SLING HOOK

Chain Size		Double Sling		
MM	IN			
		60°	45°	30°
7	9/32	11,200	9,100	5,400
8	5/16	14,800	12,100	7,500
10	3/8	22,900	18,700	13,200
13	1/2	32,000	31,800	22,500
16	5/8	58,700	47,900	33,900
20	3/4	91,700	74,900	53,000
22	7/8	110,900	90,600	64,000

Listed Working Load Limits apply only to normal conditions of use in straight configurations with equally loaded legs. For endless slings, WLL's of 75% of above-listed WLL's for the corresponding double leg sling are recommended.







# Kennedy

Wire Rope & Sling Company

## CORPUS CHRISTI

302 Flato Road  
Corpus Christi, TX 78405  
Phone: (800) 289-1445  
Fax: 361-289-7555

## SAN ANTONIO

4202 Dividend Dr  
San Antonio, TX 78219  
Phone: (833) 460-3095  
Fax: 210-527-9701

## HOUSTON

5600 Surrey Square  
Houston, TX 77017  
Phone: (800) 392-5510  
Fax: 713-673-2901



Certificate No. 7340



## AFFILIATES



For more information, visit us at [kwrs.com](http://kwrs.com)

@kennedywrs

@kennedywireropeslingco

Kennedy Wire Rope & Sling Co.